



Upgrade your office look with a polo that combines cottony feel and smooth Rapid Dry moisture-wicking mesh. With subtle texture and breathable performance, this polo is a modern, comfortable choice.

- 4.7-ounce, 64/36 cotton/poly
- Double-needle stitching throughout
- Gently contoured silhouette
- Self-fabric collar
- Flattering Y-neckline
- Back yoke
- Side vents

\*\*

CARE INSTRUCTIONS

Machine wash cold. Turn garment inside out. Wash with like colors. Do not bleach. Tumble dry low. Warm iron if necessary.

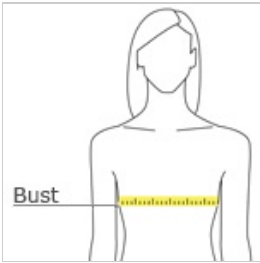


front



back

HOW TO MEASURE




**BUST**  
With arms down at sides, measure around the upper body, under arms and around the fullest part of the bust.

SIZE CHART

	XS	S	M	L	XL	XXL	3XL	4XL
Size	2	4/6	8/10	12/14	16/18	20/22	24/26	28/30
Bust	32-34	35-36	37-38	39-41	42-44	45-47	48-51	52-55


COLOR INFORMATION



Black  
PMS NTR BLACK PMS 193 C




Engine Red  
PMS 7669 C




Iris Blue  
PMS 7462 C




Skydiver Blue  
PMS 364 C



Treetop Green  
PMS 533 C



True Navy  
PMS WHITE



White  
PMS WHITE